



Paper bag *T. rex*

Even though *Tyrannosaurus rex* was one of the largest predatory dinosaurs, its arms were only about as big as an adult human's—and each hand only had two fingers!



Create your own *T. rex* puppet from a paper bag and bring it to life. What do you think *T. rex* sounded like?


Materials

- Printed template (pages 2–3)
- Crayons or markers
- Scissors
- Glue stick
- Paper bag (Small, #4 size is recommended)

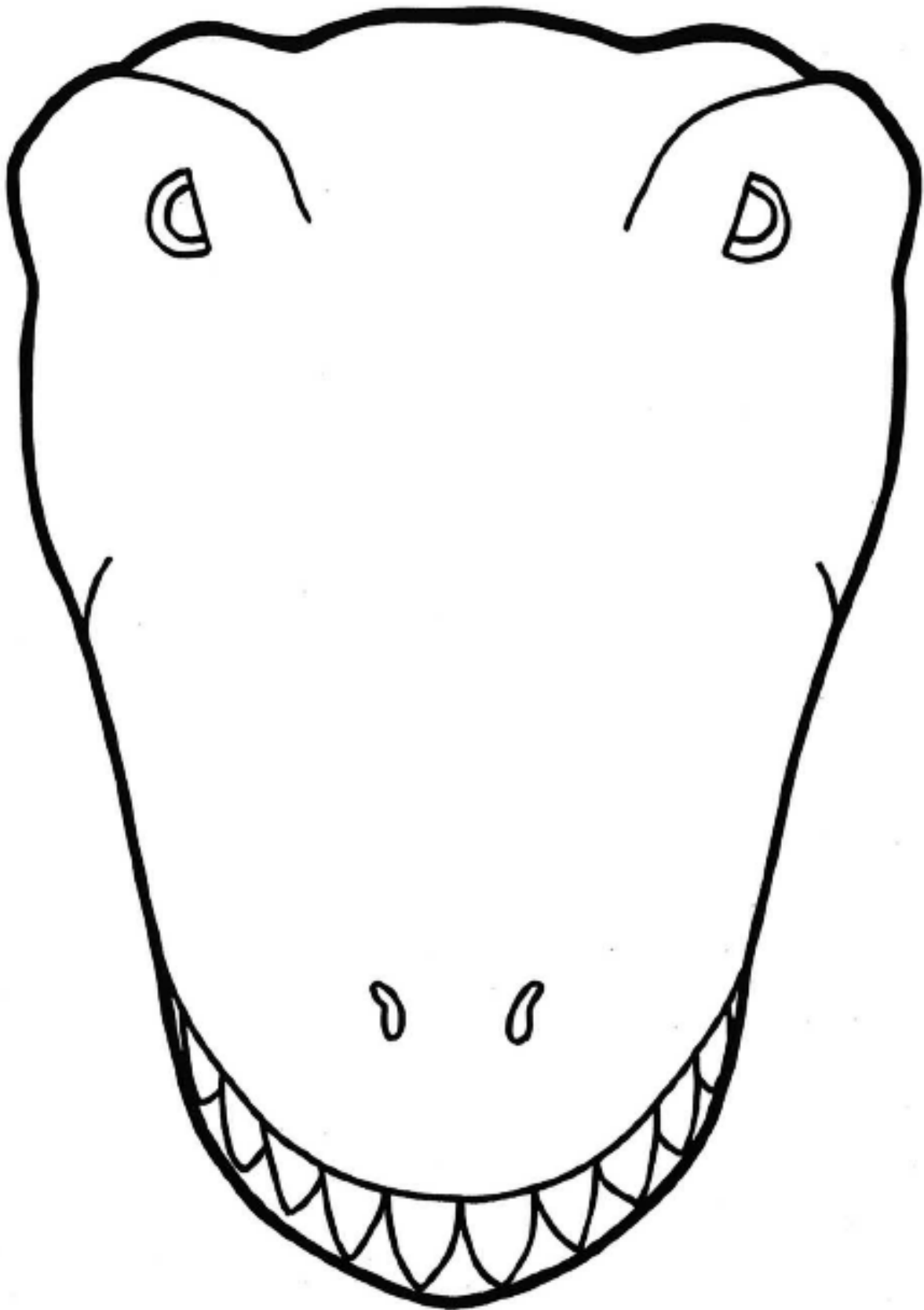
Directions


1. **Print, color,** and then **cut-out** the *T. rex* face and mouth on pages 2 and 3. Only cut along the wide black outline around the face and the rectangle around the mouth.
2. **Place** the paper bag in front of you with the folded flap facing up.
3. **Apply glue** to the back of the square mouth. Then, **press** it onto the front of the paper bag while making sure to tuck the top of the mouth under the folded flap.
4. **Apply glue** all over the folded flap. Center the face on top of the folded flap and try to line up the bottom of the face with the bottom of the mouth. **Press** the face onto the folded flap. Remember, you don't want the bottom of the face to get glued down!
5. **Allow to dry** for 5 minutes. Then put your hand inside the paper bag to bring your *T. rex* to life!





CALIFORNIA
ACADEMY OF
SCIENCES





CALIFORNIA
ACADEMY OF
SCIENCES

